


Board Outcome Goal Progress Monitoring Report



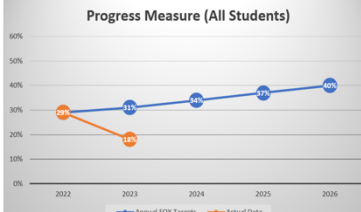
Progress
Monitoring
Report
Goal #3.1
(TSIA)

Board Outcome Goal Progress Monitoring Report - CCMR

Board Outcome Goal Being Monitored: Goal 3: Increase the percent of graduates that meet the criteria for CCMR from 71% (2019) to 88% by August 2025.
(Baseline 2019: 71% | 2021: 73% (84%) | 2022: 85% (83%) | 2023: 86% (93%) | 2024: 87% | 2025: 88%)

Progress Measure

Goal Progress Measure 3.1: The percent of high school students that are TSIA complete will increase from 29% (EOY 2022) to 40% by August 2026. (Baseline 2022: 29% | 2023: 31% | 2024: 34% | 2025: 37% | 2026: 40%)



Closing the Gaps

	All Students	Hispanic	White	Eco. Disadv.
Last Year	29%	8%	34%	22%
Current	18%	8%	20%	10%
2023 Goal	31%	11%	36%	25%

Campus Updates/Evaluation


TSIA Complete data for all students, Hispanic, white, and economic disadvantaged student groups are all below projections at this time. Seniors will make up the majority of the difference by the end of the school year.

Plans Moving Forward

Strategies put into place this year:
Below are the current actions to improve the total number of students being TSIA complete based on grade level.
12th- All students in the College Transition course will take the TSIA section not complete by the end of the semester. Students will enroll in a remediation course (TSI Prep) if not successful. Students who complete the test will take an elective course in its place.
11th- Students who are not TSIA complete take an elective course to prepare for the test. The test will be given at the end of the semester.
9th & 10th- Students take the test based on need for enrollment in dual credit courses. We would like to offer it at the end of the second semester to all students as well.
8th graders will begin taking the TSIA at the end of the 2022 – 2023 school year.
*Students are provided opportunities to take the assessment during staff development days.

Overall Evaluation

On Track



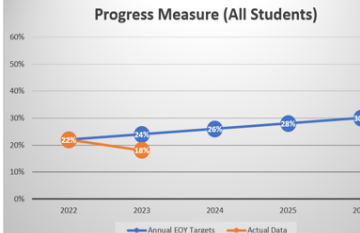
Progress
Monitoring
Report
Goal #3.2
(Dual-Credit)

Board Outcome Goal Progress Monitoring Report - CCMR

Board Outcome Goal Being Monitored: Goal 3: Increase the percent of graduates that meet the criteria for CCMR from 71% (2019) to 88% by August 2025.
(Baseline 2019: 71% | 2021: 73% (84%) | 2022: 85% (83%) | 2023: 86% (93%) | 2024: 87% | 2025: 88%)

Progress Measure

Goal Progress Measure 3.2: The percent of high school students that have completed 3 hours of dual credit (ELA or math) or 9 hours overall will increase from 22% (EOY 2022) to 30% by August 2026. (Baseline 2022: 22% | 2023: 24% | 2024: 26% | 2025: 28% | 2026: 30%)



Closing the Gaps

	All Students	Hispanic	White	Eco. Disadv.
Last Year	22%	8%	27%	12%
Current	19%	6%	23%	9%
2023 Goal	24%	11%	29%	15%

Campus Updates/Evaluation

Dual credit data for all students, Hispanic, white, and economic disadvantaged student groups are all below projections at this time. Spring semester dual credit numbers will help achieve the goals in each group.

Plans Moving Forward

Strategies put into place this year: We have encouraged students to enroll in dual credit courses all year. Mrs. McGuffey had a parent meeting at the beginning of the year and has been readily available to support our students. Mrs. McGuffey has been at FHS lunches on Tuesdays/Thursdays to support with the Winter/Spring registrations. We are also continuously looking to provide other dual credit workforce opportunities (ex. TVCC Education Courses). College tours have begun to encourage students to pursue a higher education post high school. Several colleges and military branches have come on campus to provide information about their respective fields.

Overall Evaluation

On Track

Board Outcome Goal Progress Monitoring Report



**Progress
Monitoring
Report
Goal #3.3
(Certifications)**

Board Outcome Goal Progress Monitoring Report - CCMR

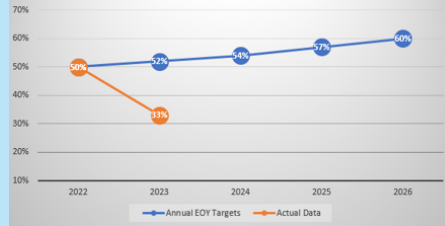
Board Outcome Goal Being Monitored: Goal 3: Increase the percent of graduates that meet the criteria for CCMR from 71% (2019) to 88% by August 2025.
(Baseline 2019: 71% | 2021: 73% (84%) | 2022: 85% (83%) | 2023: 86% (93%) | 2024: 87% | 2025: 88%)

**Overall Evaluation
On Track**

Progress Measure

Goal Progress Measure 3.3: The percent of high school students that have completed an industry-based certification (IBC) will increase from 50% (EOY 2022) to 60% by August 2026. (Baseline 2022: 50% | 2023: 52% | 2024: 54% | 2025: 57% | 2026: 60%)

Progress Measure (All Students)



Closing the Gaps

	All Students	Hispanic	White	Eco. Disadv.
Last Year	50%	32%	53%	47%
Current	33%	30%	34%	31%
2023 Goal	52%	34%	55%	49%

Campus Updates/Evaluation

Industry-based certification data for all students, Hispanic, white, and economic disadvantaged student groups are all below projections at this time. Most IBC completions will occur in the spring semester.

**Campus Evaluation
On Track**

Plans Moving Forward

Strategies put into place this year: Certifications are normally complete by the end of the year. We have students taking courses with a teacher in the TIA Program and will test at the end of April/early May. Some students are taking GMetrix courses (self paced) with their teacher to complete their certification. Students can take additional courses if desired or needed. Students have taken tours in the areas they will complete their certification (ex. Nursing, Ag, Commercial Photography).